



PRODUCT CATALOG



# Welcome to Reha-Bed

Reha-Bed Ltd is a polish owned company manufacturing high quality medical equipment. All our products are created to provide care, rehabilitation and temporary treatment. We specialize in nursing care beds electrically and manually operated.

We have high experience in equipping all kinds of health care institutions.

We offer medical furniture and equipment which provide a complete care program.

Reha-Bed Ltd administrates surface of 2500 square metres producing halls, powder coating line, assembling room and warehouse. Providing of highest standard medical care equipment is our target. We invest in high educated engineers and professionally trained employees to achieve it.

Our company is very flexible and adjusts well to the special customer needs following current regulations and norms.

We are proud of our high experience in manufacturing and distributing nursing equipment .

Since 2003 Reha-Bed Ltd has manufactured over 50000 beds which meet with great interest all over the world. All electrically operated beds are manufactured according to current norms EN-60601-2-52 and EN-60601-1. We provide our distributors and customers with sales assistance, complete warranty services and spare parts availability.





# Safe and high quality design





Philosophy of our company is to provide highest quality products-care beds and medical furniture. In accordance with quality policy we extend security standard and study modern design and look of our products.

Reha-Bed Ltd puts emphasis on high standard of components and materials brought in production, uses wide experience and knowledge of world class suppliers of actuators, castors systems and assembling units.

Expansive development of Reha-Bed Ltd's technology creates highest standard of metal and wood bed elements and also wide range of medical furniture. Distinct controls of our product guarantee satisfaction to our customers.

Thanks to our wide offer and flexible production, Reha-Bed Ltd adjust well to the special customer needs.



Quality Management System PN-EN ISO 9001:2009 offers to the users full safety and comfort.

# Innovations

Advantages of our products  
which make us unique



Side rails height  
extension – additional  
equipment



10-functions handset  
with locking key



Head ends made from  
laminated board  
and solid beech wood



20 cm Bed extension kit  
- additional equipment



Electrically operated four section  
mattress platform provides high  
comfort for patients



Best quality actuators  
from the world's leader  
supplier like DEWERT

Various height adjustments  
provide the best care to the  
patient.



Robust aluminium  
side rail lifting system



Quality castors, the best  
in their product category  
Tente or Colson



Optional 24V power supply  
system to provide better  
safety for patient

Transport stand solution  
for easy carrying  
and folding





# Step by step covering the World.



You can meet us at the famous international exhibitions.





new  
future in care





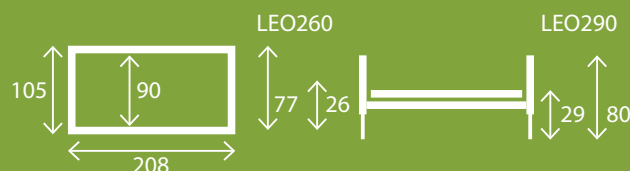
Following the market requirements and modern design on the health care market we invented the new Leo bed. It meets the highest world's standards and provides full support for disable patients and people who need long term care.

We use a unique pantograph construction to give a flexibility and modern look to the bed. All the electrical items like actuators and control box are hidden under the mattress platform and are not visible for the user. The new bed's construction is independent from the wooden frame, which could be replaced for the new one, without interfering in bed's functions.

# Leo


PRACTIAL ELEGANCE

Wider range of adjustment angles, better comfort



Exceptional for Leo bed is enormous height range from 290 mm to 800 mm (Leo 290 version) and 260 mm to 770 mm (Leo 260 version - home care use only) which combines typical, standard bed models with their low variation.

Wide range of adjustment helps medical staff to take a good care of their patients and provides additional safety for the bed users. Solid bed frame gives you a real stability and at the same time a light design.



# Leo bed offers many additional equipment for better care giving.

New wooden split side rails are divided 40/60 along the bed. They protect the patient and make lifting and getting up from the bed much easier. They are made of solid wood and silver metal frame which gives feeling of strength and modern design.

Two options of height regulation give opportunity to use the bed at home environment – Leo 290 and also at the health care institutions – Leo 260 for home care use only.

**Leo bed offers wide range of additional equipment for example:**

- castors with central brake
- detachable foot /head ends
- various shape of the wooden ends
- different kinds of side rails: split side rails, full length side rails, metal side rails
- Battery Back-up System

Modern pantograph construction of bed with 6 points of support gives firm stability. Exceptional for Leo is enormous height range of 50 cm.

Additional abilities are castors with central brake or from two sides individual or in pairs braking option. Castor's central braking option provides wide range of bed's use due to client's needs.

Thanks to this specifications Leo bed combines advantages of beds with lower construction called low with standard version of the bed.



## SIDE RAILS – TYPE S

The newest solution – Split Side Rail System. New wooden split side rails are divided 40/60 and protect the patient up to 400 mm of height. According to patients needs there is possibility of lifting part of the side rail from the head side or from the foot side. S Side rails type is a solution which protects the patient during the operation and provides comfort and feeling of patient's safety for medical staff. New Split side rails are manufactured according to current norm EN-60601-2-52.



## SIDE RAILS – TYPE L

Full length wooden side rails are the standard equipment of all nursing care beds. They protect the patient up to 385 mm over the mattress platform. For additional protection there is available a set of Side Rails Height Extension, which increases the height of side rails up to 530 mm. This solution is very helpful when the use of pressure mattresses is needed. Full-length wooden side rails are manufactured according to current norm EN-60601-2-52.



## SIDE RAILS – TYPE M

The Metal Side Rails system is designed to protect the patient in 3/4th of the bed's length and up to 385 mm of height. Side rails locking system in upper position is operated automatically. Side rails dropping system is not available for the patient and can be only operated by the nurse. Metal Side Rails System is easy and fast operated and doesn't require additional space. Metal side rails are manufactured according to current norm EN-60601-2-52.



## BED ENDS

Wide range of bed ends and colours gives opportunity to create your individual style in interior design.

L01



L04



L05



L02



L03




## COLOUR VARIANTS



D 381  
Beech




D 7644  
Walnut  
Avellino



D 9310 SE  
Alder




D 2361 PR  
Cherry



D 722 SE  
Walnut



D 9103 PR  
Light Oak




D 2610 PR  
Palermo Oak



D 375 SE  
Maple



D 8880 BS  
Plum



D 5194MX  
Sonoma Tabac

comfort







HANDSET WITH  
LOCKING SYSTEM



SIDE RAILS HEIGHT  
EXTENSION

TR/SR/EX



20 CM BED  
EXTENSION OPTION

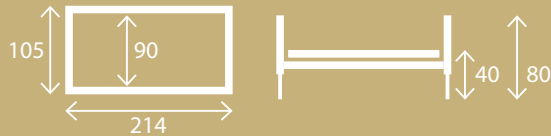
TR/EX/KIT

# TAURUS

Fully Profiling Nursing Care Bed

ELECTRICALLY OPERATED BED

Mattress platform made of metal  
or wooden slats



Taurus bed is intended to use within a Nursing Home or domestic environment. It is designed to provide users with optimum independence and freedom of movement. Operating via touch button control handset allows the occupant to select required positioning.

Product code:

TR/M – metal mattress platform

TR/W – wooden mattress platform



BACK REST SECTION  
ADJUSTMENT



THIGH AND CALF  
SECTIONS



AUTO-CONTOUR  
FUNCTION



TRENDELENBURG  
POSITION'S ANGLE  
12°




REVERSE TRENDELENBURG  
POSITION'S ANGLE  
12°



HEIGHT ADJUSTMENT  
40 - 80 cm





ROBUST SIDE RAIL  
LIFTING SYSTEM



READING LAMP

TR/RL



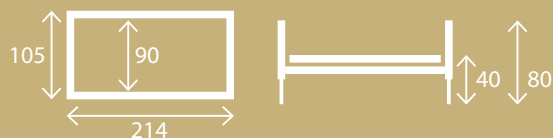
EASY TRANSPORT  
STAND SOLUTION

# TAURUS 3P

Basic functions

COMPETITIVE PRICE

2-section mattress platform made  
of metal mesh.



Taurus 3P bed is intended to use within a Nursing Home and domestic environment. It is designed to provide users with the basic functions allowing to achieve a suitable position. We offer for patients comfort at the competitive price.

Product code:

TR/3P/MSH – 2 section mesh mattress platform



BACK REST SECTION  
ADJUSTMENT



TRENDELENBURG  
POSITION'S ANGLE  
12°



REVERSE TRENDELENBURG  
POSITION'S ANGLE  
12°



HEIGHT ADJUST-  
MENT  
40 - 80 cm







TRANSFUSION POLE

TR/TP



SIDE RAILS HEIGHT  
EXTENSION



LIFTING POLE

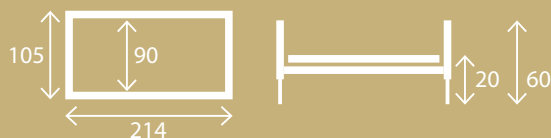
TR/LP

# TAURUS low

Comfort in use

## ELECTRICALLY OPERATED BED

Low mattress platform, variable height from 20 cm to 60 cm.



Nursing bed Taurus Low is an improved version of Taurus bed and fulfils all functions of its prior. Taurus Low bed has been developed to offer the user the opportunity to set the mattress platform at very low height. Actuators at each end allow the mattress platform to be positioned at any height between 200 mm and 600 mm.

Product code:

TR/M/LOW – metal mattress platform

TR/W/LOW – wooden mattress platform



BACK REST SECTION  
ADJUSTMENT



THIGH AND CALF  
SECTIONS



AUTO-CONTOUR  
FUNCTION



TRENDELBURG  
POSITION'S ANGLE  
12°



REVERSE TRENDELBURG  
POSITION'S ANGLE  
12°



HEIGHT ADJUSTMENT  
20 - 60 cm





LIFTING POLE

TR/LP



HIGH QUALITY CASTORS  
WITH INDIVIDUAL BRAKE

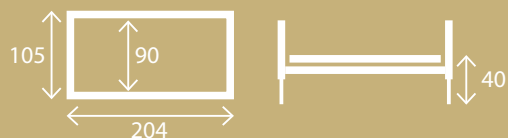


ROBUST SIDE RAIL  
LIFTING SYSTEM

# ARIES

Manually operated bed

A BASIC MODEL OF NURSING BED  
Adjustable mattress platform



ARIES lux



ARIES optima

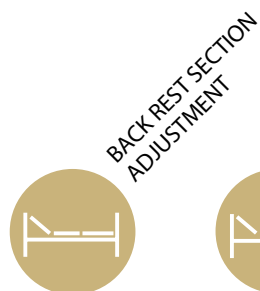
The very affordable Aries Nursing Care Bed is intended to use within private households as well as in social care institutions, Sanatorium and hospitals.

ARIES manually operated bed according to particular model- is designed as 2-section( ARIES 02) or 4-section(ARIES 03) mattress platform to provide a maximum care for patient

Product code:

AR/03 - 4-section mattress platform

AR/02 - 2-section mattress platform



BACK REST SECTION  
ADJUSTMENT



THIGH  
AND CALF  
SECTIONS



# TAURUS mini

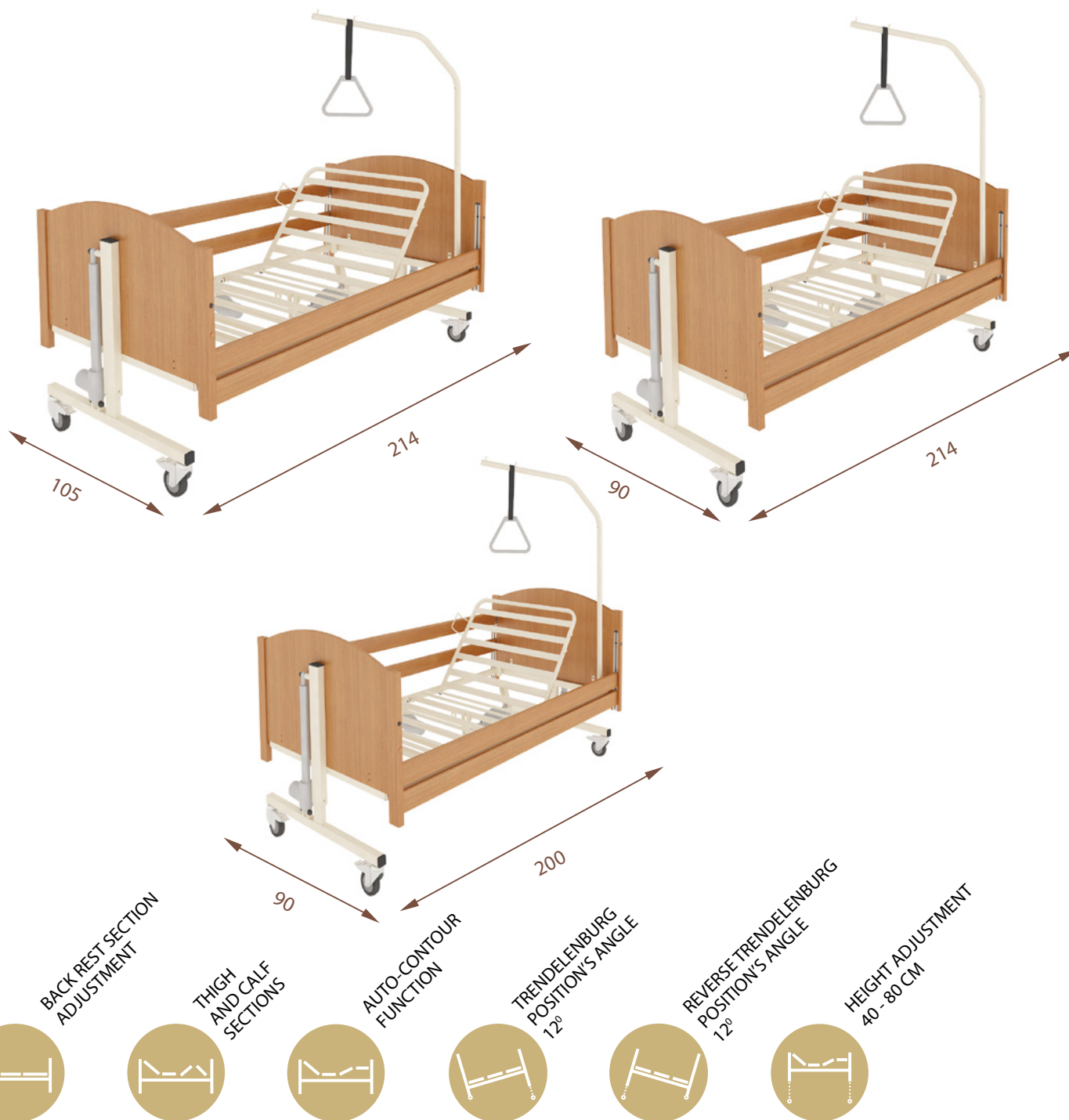
Dimensions in accordance with  
individual requirements

ELECTRICALLY OPERATED BED



Taurus Mini is based on the standard version of Taurus bed preserving all its features. To meet our customer needs we designed a special line of beds with different dimensions depending on individual requirements.

A smaller version of Taurus bed can be easily fitted in any space in domestic or hospital environment and at the same time keeps electrical beds' functions.



style







SIDE RAILS HEIGHT  
EXTENSION

TR/SR/EX



20 cm BED  
EXTENSION OPTION

TR/EX/KIT



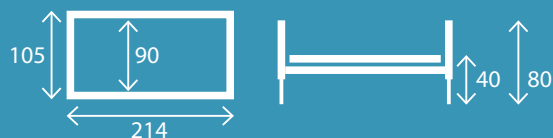
HANDSET WITH  
LOCKING SYSTEM

# TAURUS lux

High quality appearance

ELECTRICALLY OPERATED BED

Functional design and excellent quality



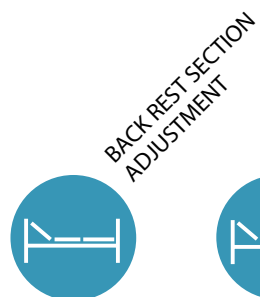
Taurus Lux offers both functional design and excellent quality. The panelling has been developed to offer the user attractive outlook. Taurus Lux comes with all what is needed for care giving.

Product code:

TR/M/LUX - metal slats

TR/W/LUX - wooden slats

TR/MSH/LUX - mesh version



BACK REST SECTION  
ADJUSTMENT



THIGH  
AND CALF  
SECTIONS



AUTO-CONTOUR  
FUNCTION



TRENDELENBURG  
POSITION'S ANGLE  
12°



REVERSE TRENDELENBURG  
POSITION'S ANGLE  
12°



HEIGHT ADJUSTMENT  
40 - 80 CM



EASY TRANSPORT  
STAND SOLUTION



READING LAMP

TR/RL



LIFTING POLE

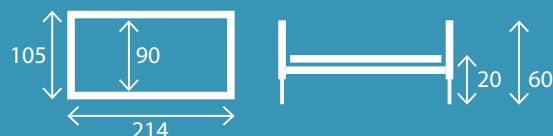
TR/LP

# TAURUS lux low

Comfortable position and  
high quality appearance

ELECTRICALLY OPERATED BED

Low mattress platform, variable height  
of 20 cm - 60 cm



Taurus Lux offers both functional design and excellent quality. The panelling has been developed to offer the user attractive outlook. The opportunity to set mattress platform at a very low height of 200 mm from the ground level.

This solution provides comfort and convenience.

Product code:

TR/M/LOW/LUX - metal slats

TR/W/LOW/LUX - wooden slats



BACK REST SECTION  
ADJUSTMENT



THIGH  
AND CALF  
SECTIONS



AUTO-CONTOUR  
FUNCTION



TRENDELENBURG  
POSITION'S ANGLE  
12°



REVERSE TRENDELENBURG  
POSITION'S ANGLE  
12°



HEIGHT ADJUSTMENT  
20 - 60 CM









exclusive



HANDSET WITH  
LOCKING SYSTEM



SIDE RAILS HEIGHT  
EXTENSION

TR/SR/EX

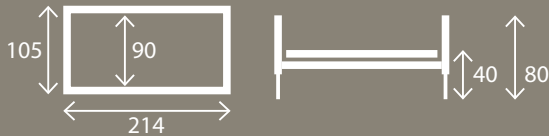


20 cm BED  
EXTENSION OPTION

TR/EX/KIT

# TAURUS silver

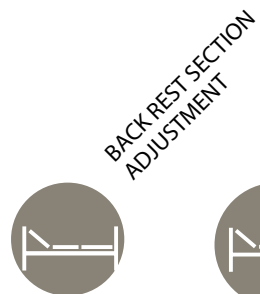
The nursing care bed exclusively designed



Taurus Silver offers both functional design and modern outlook. Wooden panelling, silver coated finishes and stylish suitable plastic castors guarantee an attractive look. It presents itself as an modern and elegant bed. Taurus Silver comes with all which is needed for care giving.

Product code:

TR/M/SIL/LUX – ONLY METAL SLATS



BACK REST SECTION  
ADJUSTMENT



THIGH  
AND CALF  
SECTIONS



AUTO-CONTOUR  
FUNCTION



TRENDELBURG  
POSITION'S ANGLE  
12°



REVERSE TRENDELBURG  
POSITION'S ANGLE  
12°



HEIGHT ADJUSTMENT  
40 – 80 cm





EASY TRANSPORT  
STAND SOLUTION



SERVING TRAY



LIFTING POLE

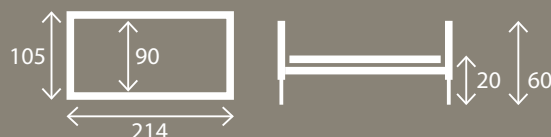
TR/LP



# TAURUS silver low

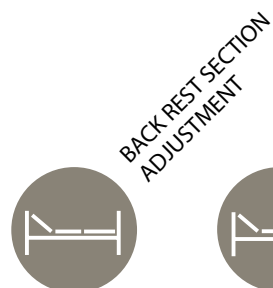
Comfortable positioning  
with attractive appearance

ELECTRICALLY OPERATED BED  
height range of 20 - 60 cm



Taurus Silver Low offers both functional design and excellent quality. Silver coated finishes and stylish suitable plastic castors guarantee an attractive look. The opportunity to set mattress platform at a very low height of 200 mm from the ground level. This solution provides comfort and convenience.

Product code:  
TR/SIL/M/LOW/LUX - only metal slats



BACK REST SECTION  
ADJUSTMENT



THIGH  
AND CALF  
SECTIONS



AUTO-CONTOUR  
FUNCTION



TRENDELENBURG  
POSITION'S ANGLE  
12°



REVERSE TRENDELENBURG  
POSITION'S ANGLE  
12°



HEIGHT ADJUSTMENT  
20 - 60 CM







special





SIDE RAILS HEIGHT  
EXTENSION

TR/SR/EX



20 cm BED  
EXTENSION OPTION

TR/EX/KIT

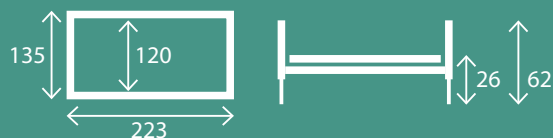


EXTREMELY STRUDY  
SIDE RAILS SYSTEM

# BARIATRIC lux

Heavy-duty mattress base

HEAVY DUTY MATTRESS BASE IS 120 CM WIDE  
Safe working load of 368 kg



MAXIMUM LOAD  
**OF 368 KG**

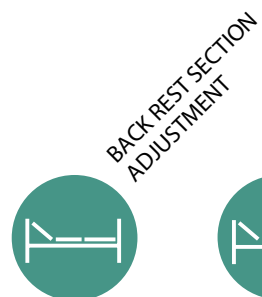


The Bariatric/Bariatric Low bed has been designed to provide a sturdy bed for special use in the Community, Nursing and Residential Care Market. Additionally strengthen construction and use of special actuators allows load, which is reaching up to 368 kg. The width of patient surface provides comfort and convenience.

Product code:

BAR/LUX - head/foot end with cover ends

BAR/LUX/LOW - low version with cover ends



BACK REST SECTION  
ADJUSTMENT



THIGH  
AND CALF  
SECTIONS



AUTO-CONTOUR  
FUNCTION



TRENDELBURG  
POSITION'S ANGLE  
12°



REVERSE TRENDELBURG  
POSITION'S ANGLE  
12°



HEIGHT ADJUSTMENT - 40-80 cm  
HEIGHT ADJUSTMENT - 26-62 cm  
(LOW VERSION)



hospital

The construction of the bed is made of steel profile coated in a durable powder coated finish which is resistant to mechanical damage. A four section mattress platform consists of metal slats with width of 40mm which is easy to maintain and clean. Actuators at each end allow the mattress platform to be positioned at variable heights. Further actuators beneath the platform allow full profiling capability of the backrest and knee break features.



TRANSFUSION POLE

TR/TP

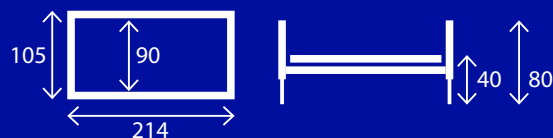


HANDSET WITH  
LOCKING SYSTEM

# TAURUS med

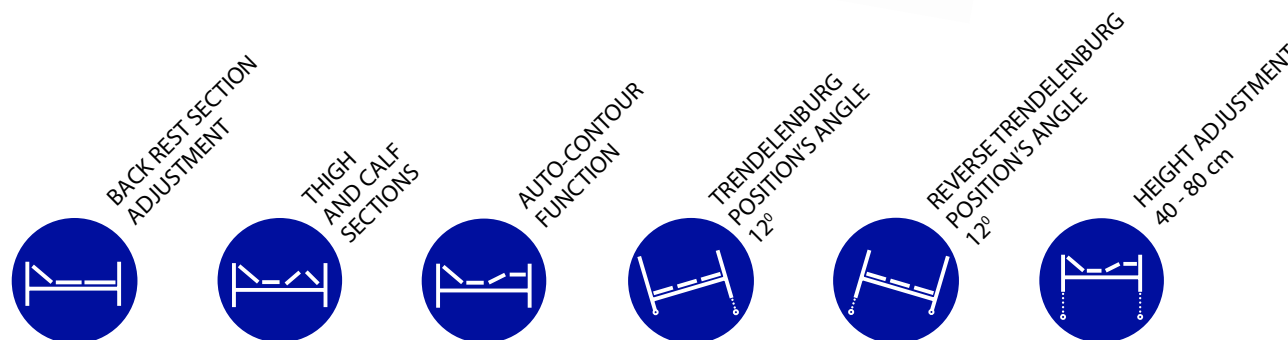
Hospital bed

HOSPITAL BED WITH METAL SIDERAILS



Trendelenburg and reverse Trendelenburg positions are allowed by electrical actuators. The bed is operated via control handset with locking system to prevent all available operations. Auto-contour function allows positioning of backrest and knee rest at the same time. Head and foot boards are manufactured as steel tubes together with waterproof, double-side laminated board. The bed is equipped with metal side rails and is supplied with a four break castors and four bumpers in each corner.

Product code:  
TR/MED – hospital bed





Leo MED



Following the market requirements and modern design on the health care market we invented the new Leo bed. It meets the highest world's standards and provides full support for disable patients and people who need long term care.

To provide better transport inside the building and placing the bed in a little space we have created bed with external width of 1020mm, 970 mm or 900mm.



TRANSFUSION POLE

TR/TP



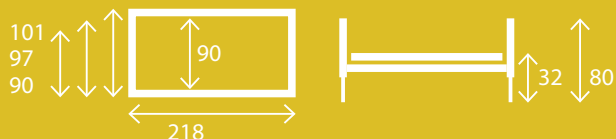
HANDSET WITH  
LOCKING SYSTEM



# Leo MED

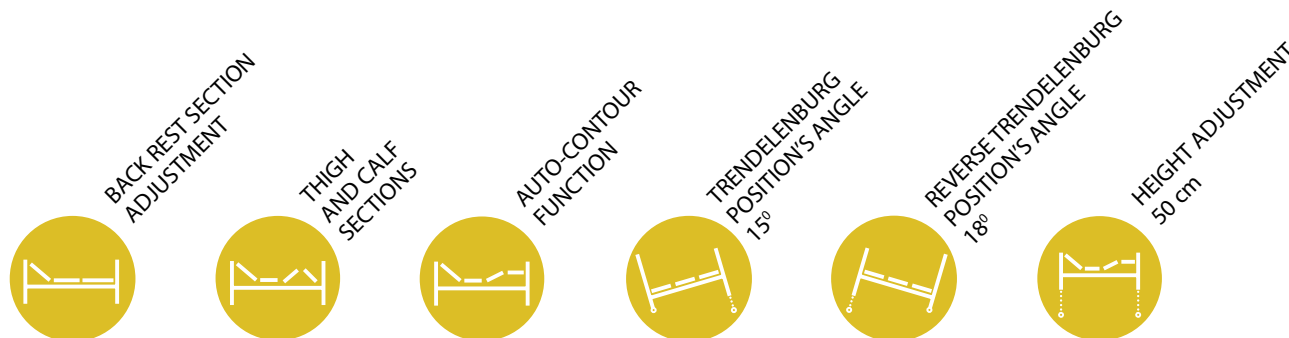
Hospital bed

INNOVATION DESIGN PROVIDES  
BEST CARE GIVING.



Wide range of bed ends and colours gives opportunity to create your individual style in interior design.

Modern pantograph construction of bed with 6 points of support gives firm stability. Exceptional for LEO is enormous height range of 50 cm. Thanks to this specifications Leo bed combines advantages of beds with lower construction called low with standard version of the bed.





Designing Leo bed we have paid special attention to platform's height adjustment range. The minimum platform height with 125mm castors is only 320mm, which helps the patient getting up and reduces risk of falling from the bed. The maximum platform's height is 820mm, which makes giving care easier for medical personnel.



The bed ends can be very easy and quickly detached from the bed frame what is really important for cleaning the bed and for easy access to the patient.

Leo bed is equipped in 4 antistatic castors made from polypropylene and non-marking grey rubber. Bed's mobility is increased by additional abilities are castors with central brake or from two sides individual or in pairs braking option. Castor's central braking option provides wide range of bed's use due to client's needs. Use of reputable brands' elements of equipment lowers the costs of service.




#### Side rails – type M

The Metal Side Rails system is designed to protect the patient in 3/4th of the bed's length and up to 385 mm of height. Side rails locking system in upper position is operated automatically. Side rails dropping system is not available for the patient and can be only operated by the nurse. Metal Side Rails System is easy and fast operated and doesn't require additional space. Metal side rails are manufactured according to current norm EN-60601-2-52.


#### Available Colours:




**Green lemon**  
U 3112 PE




**Red**  
U 3117 PE



**Graphite**  
U 3114 PE



**Cappucino**  
U 3053 PE



**Purple**  
U 3115 PE



**Orange**  
U 3113 PE



**Yellow**  
U 3054 PE



**Blue**  
U125 PE  
Standard colour



Both side locker Virgo Lux/P, the first on the market locker with smooth top regulation in each direction. The locker is built of 5 segments. It consists both side drawer, shelf, both side slide out container, shelf for slippers/shoes, bottle holder, towel hanger.

## VIRGO Lux/P


The newest and the most innovative solution.

Reha-Bed Ltd used the newest and the most innovative solutions, known in the market, to produce Virgo Lux/P. The body of the locker is made of CDF Swiss board, which is recommended as a main construction element for medical furniture where robust and durable surfaces are needed. The CDF Swiss board is characterized by: stability, scratch, water and fire resistance.

Height adjustment of the top tilting table is smooth thanks to gas spring which is built inside the locker. The range of the height adjustment of the top tilting table is very wide - 750-1200mm. The lowest position of the top tilting table allows better accesses from the armchair and angled position of the top tilting table can be used as a reading holder.

Top and head of the locker is made of water resistant CDF laminated material.

Drawer's interior consists separate compartments and drainage. This solution gives better comfort for usage and durability of the construction.



As the only locker on the market, Virgo Lux/P has side top tilting table moving in each direction, made of ABS additionally strengthened by aluminium profile.







HANDSET WITH  
LOCKING SYSTEM



READING LAMP

TR/RL



LIFTING POLE

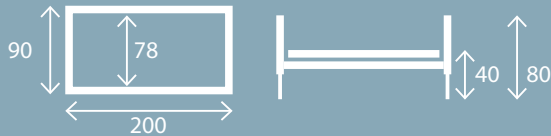
TR/EX/KIT

# TAURUS kid

Hospital bed

FULLY ELECTRICALLY OPERATED HOSPITAL  
BED FOR CHILDREN

Friendly design, maximal functionality



Taurus Kid is a paediatric bed created for our young patients in age of 10 years old. Taurus Kid distinguishes wide range of colours and full functionality of hospital bed. Taurus Kid is characterised by compact external dimensions 900 mm x 2000 mm which allows to use 780 mm x 1870 mm mattress.

Taurus Kid is operated via 10-functions handset which allows to set a young patient in sitting, Trendelenburg, reverse Trendelenburg position. Height adjustment 400 mm - 800 mm helps with care giving.

Product code:

TR/KID/78x187



BACK REST SECTION  
ADJUSTMENT



THIGH  
AND CALF  
SECTIONS



AUTO-CONTOUR  
FUNCTION



TRENDELBURG  
POSITION'S ANGLE  
12°



REVERSE TRENDELBURG  
POSITION'S ANGLE  
12°



HEIGHT ADJUSTMENT  
40 - 80 cm



### SINGLE WARDROBE

Closet intended for one person

Width: 50 cm

Height: 200 cm

Depth: 55-60 cm

DINNING TABLE



Dimension: 90x90 cm, 90x130 cm  
Dimensions to set



S / 01



S / 02



S / 03



# Furniture

for nursing homes

Reha-Bed Ltd is very flexible company and we can adjust furniture design and dimensions to individual tastes and preferences.



## TWO-DOOR WARDROBES

Closet intended for two people

Width: 100 cm

Height: 200 cm

Depth: 55-60 cm



D / 01



D / 02



## COLOUR VARIANTS



D 381  
Beech



D 7644  
Walnut  
Avellino



D 9310 SE  
Alder



D 2361 PR  
Cherry



D 722 SE  
Walnut



D 9103 PR  
Light Oak



D 2610 PR  
Palermo Oak



D 375 SE  
Maple



D 8880 BS  
Plum



D 5194MX  
Sonoma Tabac

### THREE-DOORS WARDROBES

Closet intended for two people

Width: 150 cm

Height: 200 cm

Depth: 55-60 cm

T / 01



T / 01



### CUPBOARDS

Width: 100 cm

Height: 102 cm

Depth: 55-60 cm

BD / 01



BD / 02



### CUPBOARDS

Width: 150 cm

Height: 102 cm

Depth: 55-60 cm

BT / 01





VIRGO MINI



Bedside cabinet with decreased dimensions

VIRGO



Both-sided locker

VIRGO LUX



Height-adjustable, tilting bed table

1375 / C



Overbed table with variable height.  
Four castors

Virgo H



Standard design with pull-out table

# Bedside cabinets

## CLARO CHAIRS

Thanks to our wide offer and flexible production Reha bed Ltd adjusts well to the special customer needs especially in fitting out Nursing Homes which guarantees short and long term treatment.

Claro W01



Claro W02



Claro W03



Claro W04



Colour and fabric available on request.

## Mattresses

T25 / T35



Foam mattress, density 25 kg/m<sup>3</sup>.  
Thanks to its low price and good quality it is most often used medical mattress.

P25 / P35



Anti-bedsore mattress - the special structure of polyurethane foam, density 25 kg/m<sup>3</sup>.  
Special perpendicular notches on both sides of the core do not restrict blood circulation.

ESKULAP – Anti-bedsore mattress



Eskulap anti-bedsore mattress is made of highly-elastic foam, density 8 cm, covered with visco-elastic foam, called 'lazy foam', density 6 cm.



## THE AERIA SERIES – DYNAMIC SUPPORT FOR PROFESSIONAL PRESSURE CARE.

- The 4th Generation of Aeda Mattress systems are based on input from a Global User Experience Study developed in combination with premium materials and production processes
- Five different main models, for patients at low to very high risk of pressure ulcers
- Cell attachment “Smart Snap”, the snaps are protected by a “rail”, hence the patient will not feel them through the top cover.
- “ProClean Base” design and service friendly
- Completely “Removable Cell Package”
- Smart solutions for easy and safety handling like cable management and soft piping
- New CPR handle for easy access and handling
- Flexible Hinge – for better adaptation to different bed frame profiling
- User friendly Control Unit, with directly indicated alarms and auto-adjust of pressure



AERIA 5/AERIA 8



AERIA 8PRO/AERIA 8 BARIATRIC



AERIA 10 PRO



## Manufactures of nursing care beds and furniture equipment

### **Reha-Bed Ltd**

Spacerowa 1, 41-253 Czeladź  
POLAND

tel. +48 32 346 00 33

fax +48 32 346 00 34

tel./fax +48 32 269 76 24

Office:

[biuro@rehabed.com.pl](mailto:biuro@rehabed.com.pl)

Trade and Marketing Department:

[marketing@rehabed.com.pl](mailto:marketing@rehabed.com.pl)